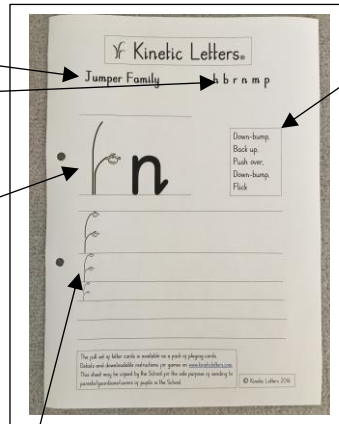


Kinetic Letters- the home pack sheets

How to use these sheets, which should be sent home as each letter is taught at school

The Letter Family it belongs to
All the letters in the family

The letter is by the
Kinetic Letters Tree, to show which
Monkey's branch it starts from.



These are the letter moves.

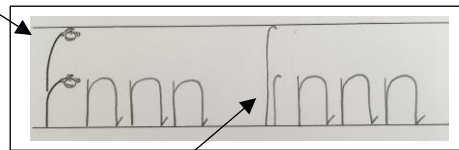
Say them aloud, in time with
writing each part of the letter.

1st-use your hand and write in
the air.

2nd- use a pencil and write on
this paper (see below)

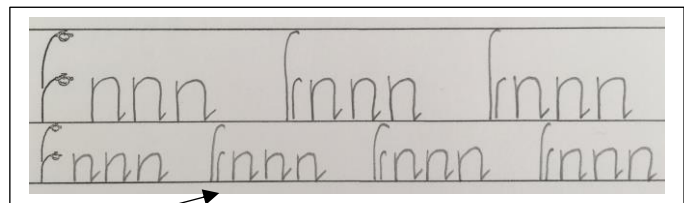
Use these lines to practise writing 3 By the Tree (3BT).

Line 1: practise a single letter 3BT.



Then draw a Quick Tree, to write the next 3BT

Lines 2 & 3: keep practising, this single
letter by the smaller Trees on these
narrower lines.




Extra challenges: Snuggle the groups of 3 letters together
(Try and 'feel the flow' as you get a little faster)

Lines 4-5: *either* repeat the single letter

or

Combine this letter with another one
you know from this Letter Family,
to make a Letter Pair.



Extra challenges: Snuggle the Letter pairs
Leave an 'invisible pair' (ie 2 letters) between them.